



Special Education
Technology, Curriculum, and Service Solutions for Success



Technology



Curriculum



Services



University

Mary Sagstetter
msagstetter@ablenetinc.com

It is all about Access !




Welcome to the
AbleNet Session





Mary Sagstetter
msagstetter@ablenetinc.com




Goals of Session

- Increase **knowledge** of AT tools
- **Gain ideas** for integrating technology into daily life to increase participation and active engagement

Special Education
Resource Guide & Catalog
Help every student reach their maximum potential



Children of all Abilities





paint



draw



play



enjoy literacy experiences



create



move



water plants



Blow out b-day candles



actively engage



communicate



cooperative play



QuickTalker™ Freestyle New Highly Customizable iPad-based Speech Generating Device

The NEW QuickTalker Freestyle speech generating device (SGD) is highly customizable to meet the unique needs of individuals with communication disabilities. The QuickTalker Freestyle harnesses the power of the latest iPad tablet technology, is made durable with a variety of protective cases, and is configured with the recommended augmentative and alternative communication app. Each QuickTalker Freestyle meets Medicaid's funding coverage requirements for SGDs and is also eligible for funding via most Medicaid and Private Insurance programs.

Build Your Custom QuickTalker Freestyle Today!

<p>STEP 1: Choose your hardware</p> <p><i>iPad Pro, iPad Air, or iPad mini</i></p>	<p>STEP 2: Choose your case</p> <p><i>Ask about other case options!</i></p>	<p>STEP 3: Choose your app(s) and alternative communication (AAC) app</p> <p><i>Ask about other apps!</i></p>	<p>STEP 4: With help or training, create individualized settings to determine how your child may use the iPad to best their abilities. QuickTalker Freestyle through Medicaid, Medicare, or Private Insurance.</p>
---	--	--	---

With each QuickTalker Freestyle you will also receive:

- Switch interface for alternative access
- Impact and water resistant Bluetooth amplifier for additional volume when necessary
- 2-year AkaiLife warranty
- Live phone, email, or chat support
- Setup and basic configuration prior to delivery



AbleNet Funding

- Contact AbleNet funding specialist to determine eligibility
- Complete a comprehensive evaluation
- Use AbleNet's SGD loan and rental pool
- Write funding report justifying clinical need for SGD and accessories
- Send funding report to AbleNet's funding team



Trident Cases



AbleNet Funding

- Whenever possible we help with the heavy lifting!
 - chasing paperwork
 - signatures
 - billing numbers
 - any other details necessary to make a complete, successful submission while keeping you fully informed.
- AbleNet submits the completed packet to Medicare, Medicaid, or Private Insurance for funding.
- AbleNet delivers the SGD, providing training and clinical support.



Protective Cases

Gumdrop Cases



- Gumdrop FoamTech for iPad /Air
- Gumdrop Hideaway
- Variety of iPad versions



Protective Cases

Trident Cases



- Built in carrying handle
- Sound chamber ports sound towards the user
- MIL-STD-810F tested for vibration, dust, sand, rain, and drop protection
- Includes integrated screen protector, detachable shoulder strap, and detachable table top stand
- Compatible with iPad Air 2



Protective Cases

Otterbox Defender Cases

- Drop Protection
- Dust Protection
- Screen Protection
- Scratch Protection
- Mini option
- Pro option



Cases

- QuickTalker Freestyle ChatWrap
- QuickTalker Freestyle iAdapter
 - iAdapter 5A for iPad Air




iDevice Access Solutions




Bluetooth External Speakers






External Switches for Success

- Candy Corn
- Jelly Bean




Switch Access

- Micro Light
- Pillow
- Jelly Bean
- Plate
- Ribbon







Switch Accessible Apps

APP - Available in iTunes	Skill
Five Sharks Swimming 	Counting /Attending / Listening
Peanut Butter 	Beginning AAC (Augmentative Alternative Communication) skills, Beginning Touch Skills and/or Beginning Switch Skills
Smarty Pants 	Choice Making/ Emotions

In the Classroom



Adjustable Table Top Suction Mount



Seeking Accessible App Info?


Non- AAC switch accessible apps

- Not primarily designed for AAC
- <http://www.janefarrall.com/switch-accessible-apps-for-ipadiphone-non-aac/>


AAC apps

- switch accessible AAC apps – new list!
- <http://www.janefarrall.com/>

iOS9 New Switch Accessibility Features



Hook+




- Hook+ is an Apple MFi approved switch interface
- Provides a reliable wired connection to the iPad, iPhone, or iPod touch via the Lightning connector.
- Hook+ is compatible with Switch Control found in iOS 7 or later.


Shipping mid-September 2015

NOTE:


- Hook+ is not compatible with apps that use keystrokes for switch clicks.



- Apps that use keystrokes will be accessed by the Gliding Cursor/Point Scanning.




NOTE:



- BLUE2 is compatible for apps that use keystrokes for switch clicks.
- IN APP switch control = settings that have to be turned on or designated prior to accessing the app.
 - Inclusive – Smarty Pants

Connect Hook+

- Corded Option
- Auto Configuration for Switch Control
- Use up to four switches switch to:
 - read an eBook
 - write an email
 - browse the internet
 - play games
 - control your home
 - and much more!




Available July 22nd

SoundingBoard™ 4.0

FREE AAC app for the iPad, iPhone, or iPod touch.







Preschool Students

Developing a sense of initiative and creativity.
 Curious about the world around them.
 Exploring their ability to communicate through multiple means.

Social/ Emotional development
 Language skill development
 receptive
 expressive

Multiple means of representation” refers to providing information in a variety of ways so the learning needs of all children are met.

Universal Design

- Multi-sensory
- Range of options
- Wide range of users

- Motivating for all students
- Embed choices in routine: engaging
- Universally useful: doors and curb cuts

- “Multiple means of expression” refers to allowing children to use alternative ways to communicate or demonstrate what they know or what they are feeling.

- “Multiple means of engagement” refers to providing choices within the setting or program that facilitate learning by building on children’s interests.



Let’s Talk Access



SETT Framework

- Student
- Environment
- Task
- Tools



Assistive Technology

any item, piece of equipment, or product system, whether acquired commercially or off the shelf, modified, or customized, that is used to increase, maintain, or improve functional capabilities of individuals with disabilities



Structure and Repetition

- Predictability
- Clear Expectations
- Importance of repetition for the brain neurons to connect
- Learn skills in a routine



Importance of Assistive Technology

- Access to the mainstream of life
- Builds self-confidence
- Empower choice making
- Prepares for employment and social interactions



Why Consider AT?

For young children including AT can foster independence and increase participation in routines in natural settings, such as at home and at preschool.



Fosters Independence

Even if a person can not perform an entire task independently, they work towards independence and make an important and valuable contribution.



Enables Participation

The principal of Active Engagement reinforces the belief that people have the best chance of learning if they are actively involved: and that active involvement, in even small pieces of an activity, empowers individuals.



Assistive Technology

- Access
- Use as support to language development
- Cues/reminders
- Motivation
- Active Engagement



Encourage Inclusion

Including a person with severe disabilities in simple day to day opportunities can impact and change how others perceive them and how they feel about themselves, even if it is not obvious.



Learning to Communicate

- As one of the major developmental tasks in early childhood, learning to communicate is key for children to interact with the persons in their world and to have their needs met.
- So it is critical for rich stimulation of children's communication skills



Assistive Tech Tool Kit



Initiate Physical Contact

- Bounce Me!
- Tickle Me!
- Rub my back
- Brush my hair



Assistive Tech Tool Kit



BIGmack



LITTLEmack



Talking Drix



Jelly Bean Switch

LITTLE Step by Step

LITTLE Step by Step With levels



Game Play

LITTLE Step-by-Step-Choice with levels
BIG Step-by-Step-Choice with levels

ITalk2 w levels

Talk Trac

QuickTalker 7, 12, 23

SuperTalker



Requests/Comments

- More
- Finished
- I want a hug
- LOVE you



- Sing Happy Birthday
- 101+ Ideas for Using the BIGmack or Other Single Message Communication Devices



Single Message Applications


BIGmack and LITTLEmack




Removable Tops



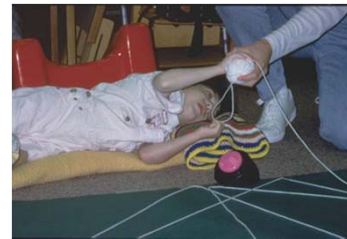

Song Verse




More!



Build understanding



Communication Environments




ablenet

www.ablenet.com




Look for action words / verbs

- Eat
- Run
- Jump
- Roll
- Chase
- Nap
- Swim
- Catch



Feel the Wind



Supporting Instruction



- I need the _____, please.
- Turn the page.
- Please help me write my name.
- I am ready!
- I need my meds.



Remember the Mount




Latitude Mount



Choice Making



Accessible Environments



Think About Your Routines...

- Home
- Car
- Visits



Dressing

Record Messages:

- Let's get my coat off.
- Hang it up!



Other


- Good night
- Bye Dad
- Bye Mom
- Hi
- I want
- Help

- NO / YES



Requests

- Refrig photo



Yes / No

When thinking about the ability to answer a "yes" and "no" question, please consider a young toddler. They often answer "yes" to everything or "no" to everything. They haven't developed the skill to do so appropriately, or they misunderstand the question. However, they are able to communicate basic wants and needs. "Mommy up," "my cup" or "Daddy car go." Do we stop them from talking because they cannot answer yes and no questions yet? NO! Likewise, if we are working with someone that is cognitively impaired due to development or due to an injury, we do not wait until they have gained or regained the ability to answer yes and no questions before moving on to communication. We should expose them to a variety of communication tools until we find the right fit for communicating.



Possible conversations lines for most simple activities (15 core words)

- | | |
|------------|--------|
| ■ mine | ■ I |
| ■ all done | ■ want |
| ■ that | ■ you |
| ■ stop | ■ it |
| ■ go | ■ away |
| ■ here | ■ like |
| ■ help | ■ what |
| ■ more | |

Total possible words and phrases 76



Interest Areas = Routines

- Research: most success
- School or home
- Daily routines: activities, places
- Reduces cognitive load
- Participate more fully



Assistive Tech Tool Kit



Dramatic Play



Teddy Bear Teddy Bear

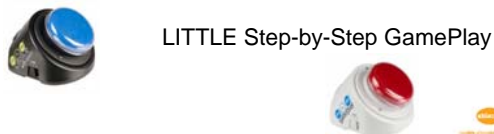


Sequential Message Devices

LITTLE Step by Step & with levels



Little SBS Choice with levels



Move like a



The Three Billy Goats Gruff

Dramatic Play





Activate Engagement





Language Based Activities





Dramatic Play

Look for action words / verbs

- Eat
- Run
- Jump
- Roll
- Chase
- Nap
- Swim
- Catch



Dramatic Play





Manipulatives



- toys promote hand development
- develops spatial relation skills
- promotes early sequential organization





Tactile input

Manipulatives

Visual Schedules

Learning routines...making language visible

- Taking off coat
- Hanging up backpack
- Taking off hats, boots and mittens ☺

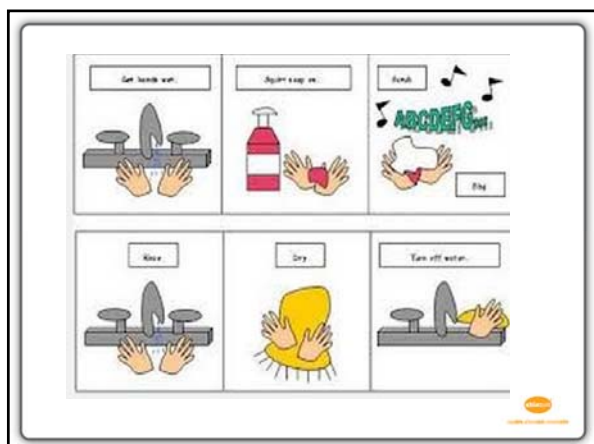
What to do next ...leads to independence

Sand Box

1		
2		
3		
4		
5		
6		
7		
8		
9		

Toby

- Circle Time Checklist
- Find your circle
- Sit on floor
- Quiet hands
- Press on teacher
- Ready to learn



Ants on a log



Directions

- Cut up celery
- Open peanut butter
- Use a knife to spread the peanut butter on the celery.
- Count out 5 raisins.
- Put the raisins on the celery.
- Let's eat these ants on a log.

Dressing

Record Messages:


- Let's get my coat off.
- Hang it up!

Accessible Bookshelves

- Record the story
- Turn the page
- Comments
- Cheering
- Booing
- Clapping
- Story Actions
- Make your own books and record
 - Photos
 - Familiar Characters

Reading/Requesting/Commenting

- Too funny!
- What color is that animal?
- Can I see the picture?
- Turn the page.



Access literacy experiences



Intentional Opportunities

- Think of goals of area
- Focus on that opportunity
- Then see how to go further to include:
 - Communication
 - Problem Solving
 - Interactions



Read the page



Parallel Play to Cooperative Play



Follow directions



Working with letters



- Record letters in name
- Write when said
- Use magnet letters
- Cookie sheet on easel
- Family names – pair with photos



Other Resources

- Caroline Musselwhite
 - <http://www.aacintervention.com/>
- Linda Burkhart
 - <http://www.lburkhart.com/>
- <http://www.pinterest.com/caseywaid/assistive-technology-infants-toddlers-preschoolers/>



Assistive Tech Tool Kit



Step by Step Game Play



- **Level 1:** Randomization - randomizes your message selections.
- **Level 2:** Random Elimination - randomizes your message selections and once played, it is eliminated from the queue until all messages are played.
- **Level 3:** Choice - allows an individual to skip through a series of messages to get to the desired message by activating the surface multiple times in a row.



Dual Message Applications



iTalk2 with levels

- Communication device
- 2 minutes each
- 9 volt battery
- Symbol holder
- Choice making
- Say more!



iTalk2 symbols




Turn the page.

Tell me about that.



Build Meaning and Comprehension



Messages

That is the one I want

Give me another choice



Multiple Message Applications



iTalk2

Talk Trac



Messages

First..

Then...



Snack Time



Making a Choice



130



A Helping Hand



Getting What I Want!



Sharing Information



Multiple Message Applications

QuickTalker 12



SuperTalker




Picture Overlay



www.ablenetinc.com

Interactive Activities




Sound/Letter Overlay



www.ablenetinc.com

Interactive Activities



- Core vocabulary is so powerful because it allows communicators to express a wide variety of concepts with a very small number of words.



How to Choose Vocabulary for a Core Vocabulary Learner
Hybrid Lists

Geil Van Tatenhove took the Benages list¹ and compared them to other lists and to language samples from the devices of augmentative communication users. She came up with the following hybrid lists that she uses in clinical practice. These lists can be used to add new words for language learning and for communication expansion. (Noseau, M., DiCarlo, C., & Burns-Strickin, S. (2003). Core Vocabulary Determination for Tablets, Augmentative and Alternative Communication, 2, 67-73.)

Clinical Application of the Benages List

First 8 Words:

1. all done	5. more
2. help	6. stop
3. want	7. that
4. mine	8. what

First 16 words:

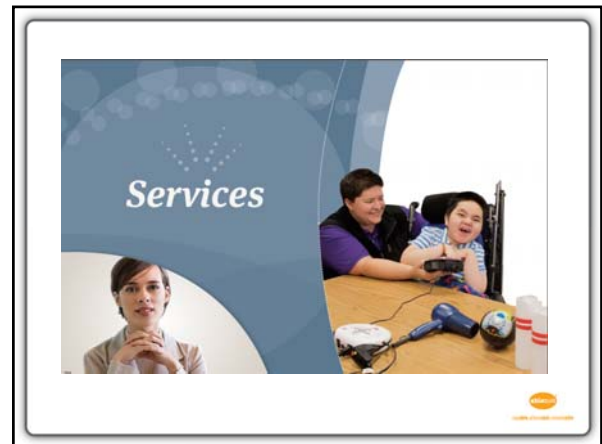
1. all done	6. I	11. stop
2. help	7. I	12. that
3. go	8. see	13. want
4. what	9. here	14. what
5. how	10. more	15. you

First 30 Words:

1. all done	11. I	21. not
2. all gone	12. in	22. go
3. change	13. it	23. name
4. stop	14. out	24. what
5. do	15. like	25. that
6. down	16. mine	26. what
7. get	17. more	27. go
8. get	18. my	28. want
9. help	19. off	29. what
10. how	20. on	30. you

First 50 Words:

1. all done	14. get	27. mine	40. stop
2. all gone	15. get	28. more	41. that
3. all done	16. good	29. my	42. that
4. change	17. help	30. off	43. that
5. do	18. help	31. now	44. turn
6. down	19. I	32. on	45. what
7. get	20. I	33. on	46. what
8. get	21. in	34. out	47. what
9. help	22. I	35. play	48. where
10. how	23. like	36. that	49. what
11. how	24. like	37. need	50. why
12. how	25. more	38. not	51. you
13. how	26. me	39. some	



Accessible Curriculums

- Pre-k Math
- Play & Learn
- Loan for 2 weeks

<http://www.ablenetinc.com/Support/Remarkable-Ideas>

Participation


Independence



Thank You



Communication Opportunities



Special Education

Technology, Curriculum, and Service Solutions for Success



Mary Sagstetter
msagstetter@ablenetinc.com

Resources

AbleNet University™ FREE Professional Development

One of the most common issues raised by professionals is the lack of time to keep current with assistive technology solutions available today. Therefore, AbleNet is proud to offer FREE webinars dedicated to professional development that keep professionals up-to-date on emerging assistive technology and curricular solutions for the classroom, home, and community.

The goal of AbleNet University is to bring key leaders from around the globe in the field of assistive technology and curriculum to assist in improving professional skills. Many districts have found AbleNet University content so helpful, that they have approved it as continuing education credit within their districts.

See what your peers are saying about AbleNet University webinars:

"I really appreciate the free webinar recordings online. They have been very helpful in helping me and my classroom staff support students in the classroom."
- Nicole S., Philadelphia, PA

"The addition of webinars has been very helpful to learn about new products and learn to use other products in new ways. Thanks for doing a great job supporting students with disabilities!"
- Kathy V., Lake Elmo, MN

"A big thank you for the great customer service. I also want to thank you for the helpful accessibility webinars. They are outstanding. Bravo, WIG applause!"
- Madeline M., Oak, CA



Visit:
<https://www.ablenetinc.com/resources>
to get started today!

